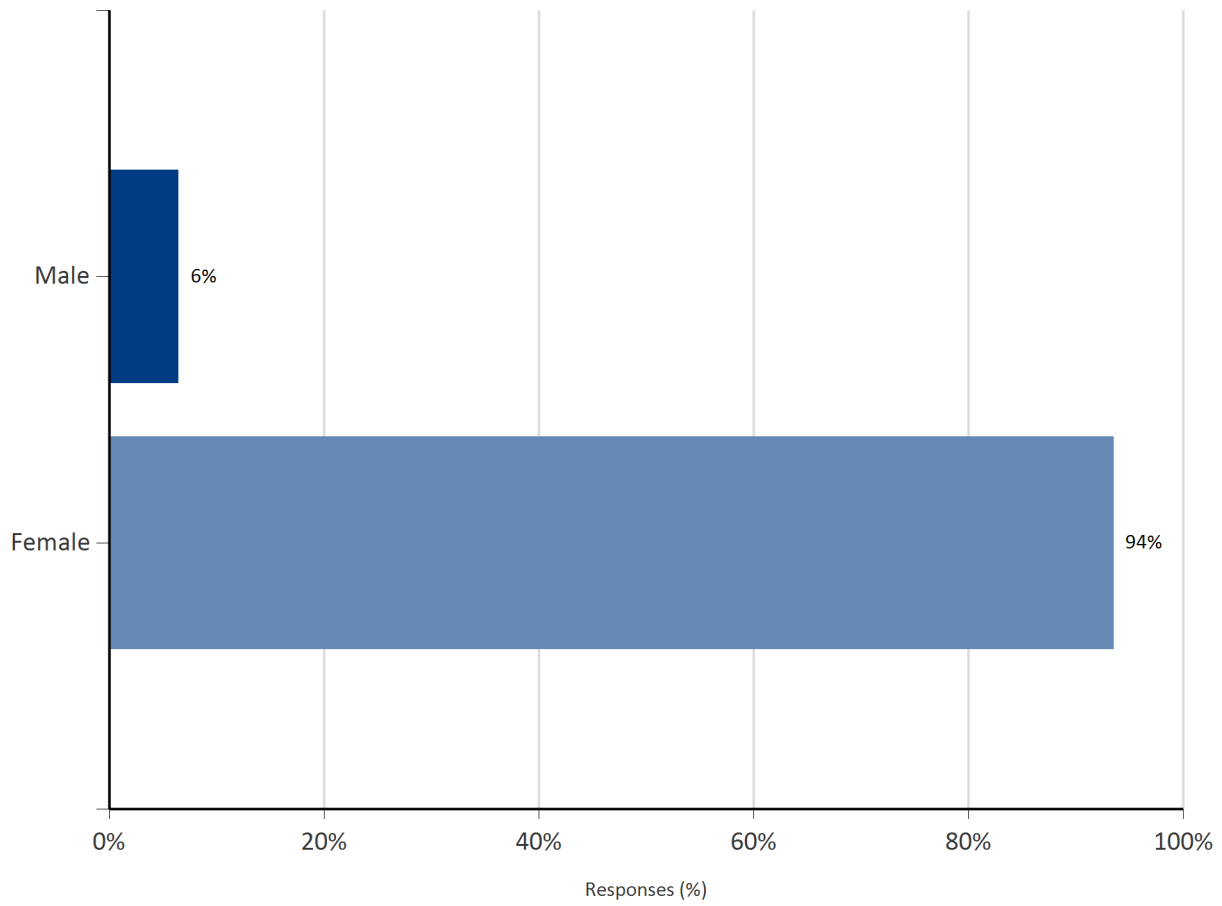


School Survey

Overview

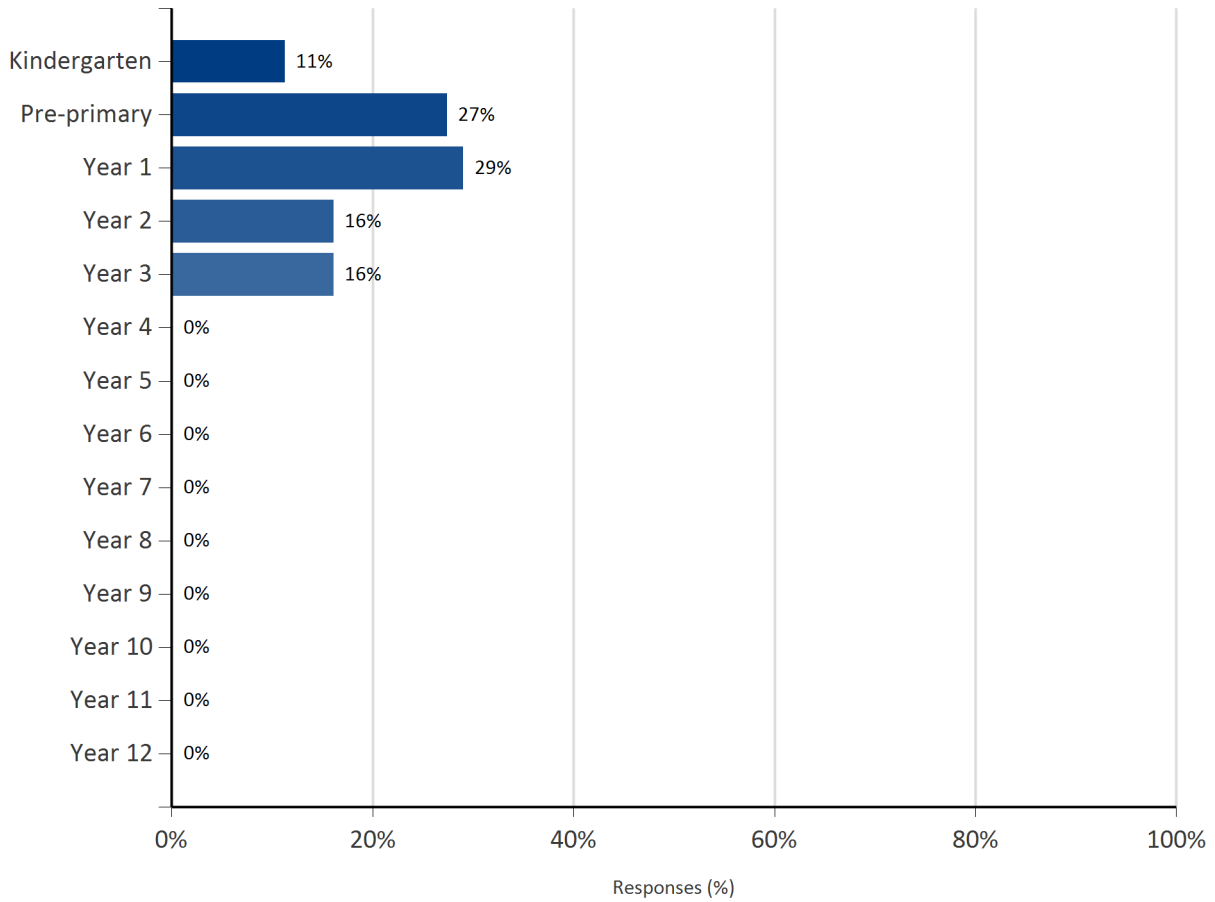
Survey title	Fremantle LDC Parent National School Survey 2016
Report title	Distribution - single
Organisation name	Fremantle Language Development Centre
Generation time & date	12:27PM - 22 Aug 2016
Generated by	Wendy Strang
Distribution name	Fremantle LDC Parent National School Survey 2016 - 5/08/2016 2:37 PM
School year	2016
Num of online responses	62
Num of manual responses	0

1 . Are you male or female?



	Male		Female	
	Num	%	Num	%
Number	4	6%	58	94%

2 . What is the Year level of the child you are considering when you answer this survey?

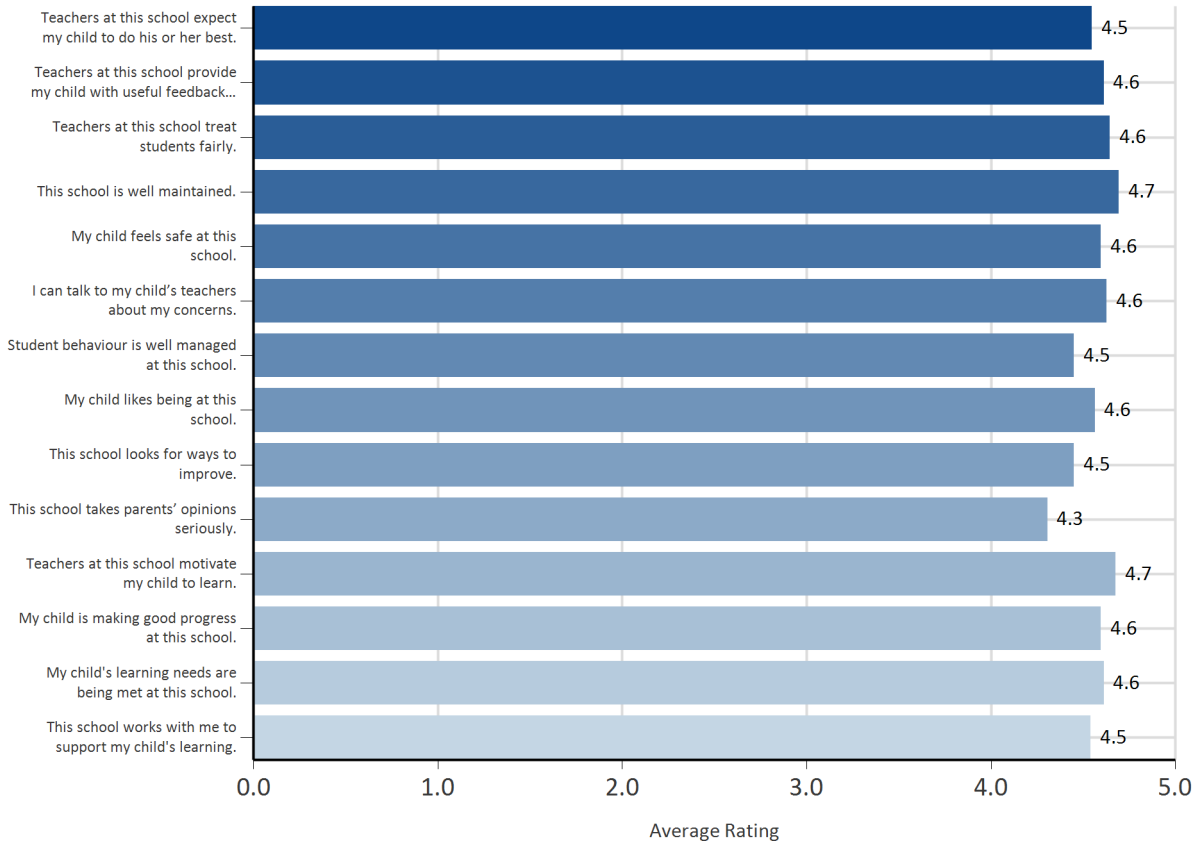


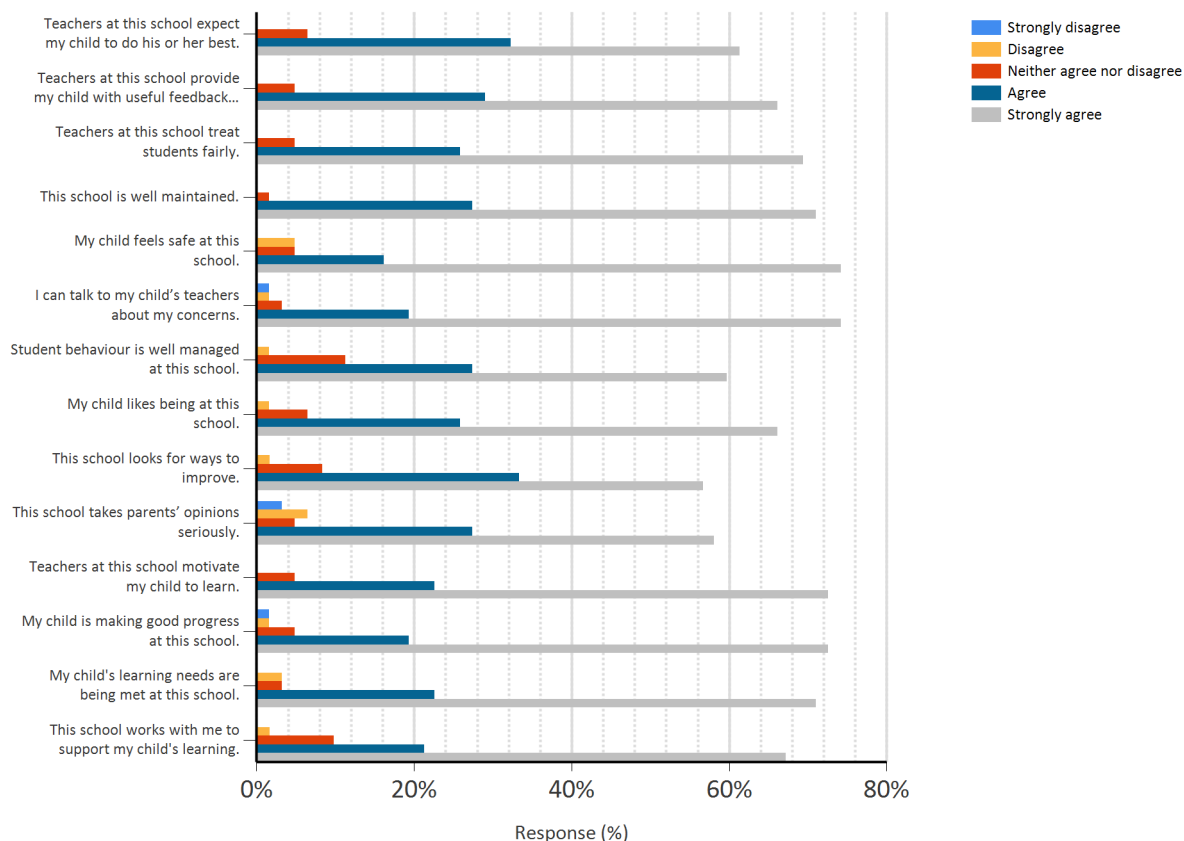
	Kindergarten		Pre-primary		Year 1		Year 2		Year 3		Year 4		Year 5	
	Num	%	Num	%	Num	%	Num	%	Num	%	Num	%	Num	%
Number	7	11%	17	27%	18	29%	10	16%	10	16%	-	-	-	-

	Year 6		Year 7		Year 8		Year 9		Year 10		Year 11		Year 12	
	Num	%	Num	%	Num	%	Num	%	Num	%	Num	%	Num	%
Number	-	-	-	-	-	-	-	-	-	-	-	-	-	-

3 . Please rate the items below

Rating	Score
Strongly agree	5
Agree	4
Neither agree nor disagree	3
Disagree	2
Strongly disagree	1





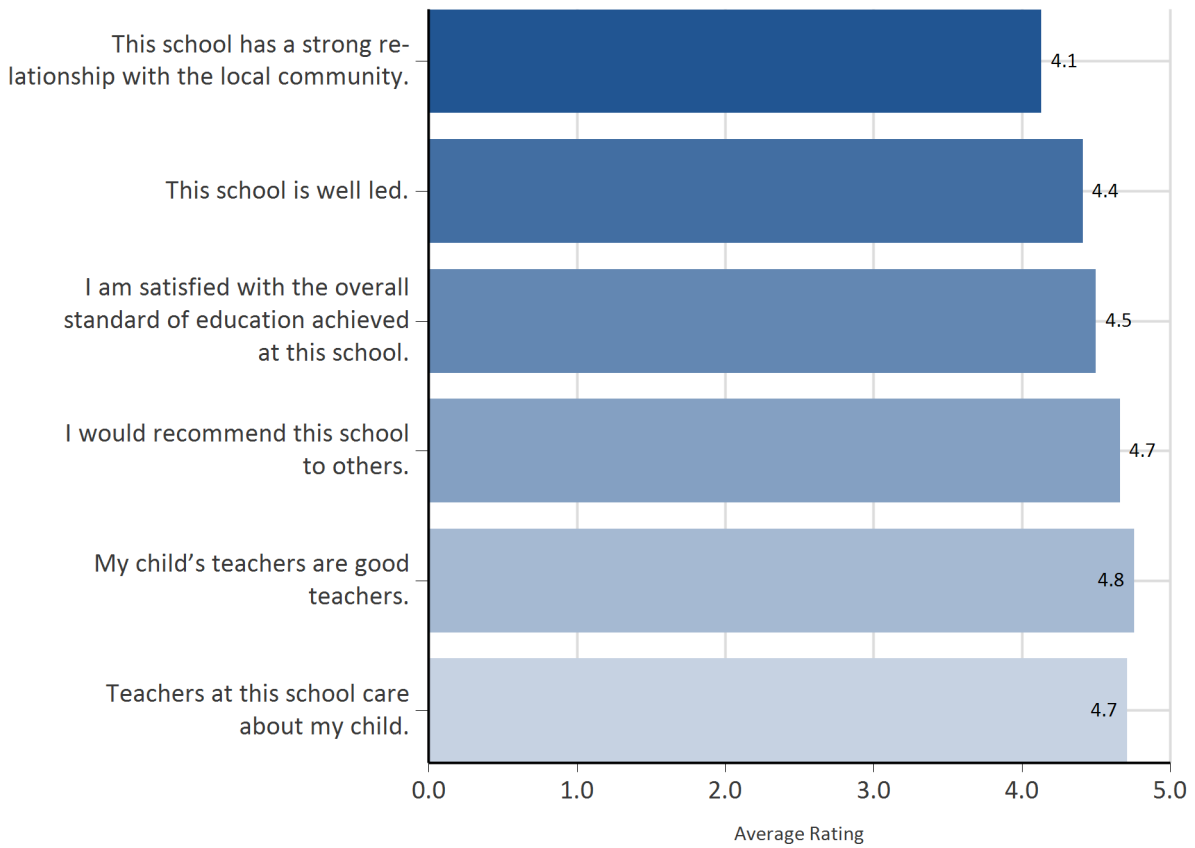
	Strongly disagree		Disagree		Neither agree nor disagree		Agree		Strongly agree	
	Num	%	Num	%	Num	%	Num	%	Num	%
Teachers at this school expect my child to do his or her best.	-	-	-	-	4	6%	20	32%	38	61%
Teachers at this school provide my child with useful feedback about his or her school work.	-	-	-	-	3	5%	18	29%	41	66%
Teachers at this school treat students fairly.	-	-	-	-	3	5%	16	26%	43	69%
This school is well maintained.	-	-	-	-	1	2%	17	27%	44	71%
My child feels safe at this school.	-	-	3	5%	3	5%	10	16%	46	74%
I can talk to my child's teachers about my concerns.	1	2%	1	2%	2	3%	12	19%	46	74%
Student behaviour is well managed at this school.	-	-	1	2%	7	11%	17	27%	37	60%
My child likes being at this school.	-	-	1	2%	4	6%	16	26%	41	66%
This school looks for ways to improve.	-	-	1	2%	5	8%	20	33%	34	57%
This school takes parents' opinions seriously.	2	3%	4	6%	3	5%	17	27%	36	58%
Teachers at this school motivate my child to learn.	-	-	-	-	3	5%	14	23%	45	73%

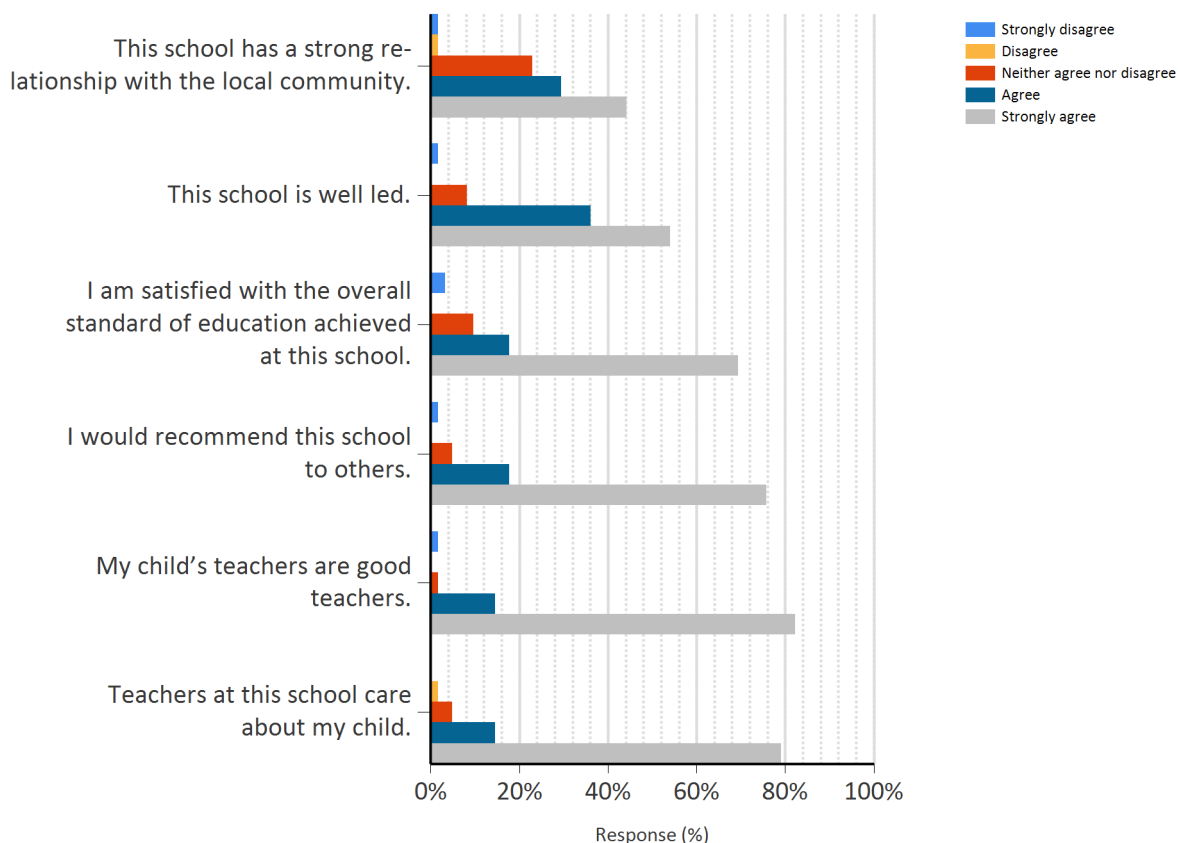
Fremantle LDC Parent National School Survey 2016

My child is making good progress at this school.	1	2%	1	2%	3	5%	12	19%	45	73%
My child's learning needs are being met at this school.	-	-	2	3%	2	3%	14	23%	44	71%
This school works with me to support my child's learning.	-	-	1	2%	6	10%	13	21%	41	67%

4 . Please rate the items below.

Rating	Score
Strongly agree	5
Agree	4
Neither agree nor disagree	3
Disagree	2
Strongly disagree	1





	Strongly disagree		Disagree		Neither agree nor disagree		Agree		Strongly agree	
	Num	%	Num	%	Num	%	Num	%	Num	%
This school has a strong relationship with the local community.	1	2%	1	2%	14	23%	18	30%	27	44%
This school is well led.	1	2%	-	-	5	8%	22	36%	33	54%
I am satisfied with the overall standard of education achieved at this school.	2	3%	-	-	6	10%	11	18%	43	69%
I would recommend this school to others.	1	2%	-	-	3	5%	11	18%	47	76%
My child's teachers are good teachers.	1	2%	-	-	1	2%	9	15%	51	82%
Teachers at this school care about my child.	-	-	1	2%	3	5%	9	15%	49	79%