

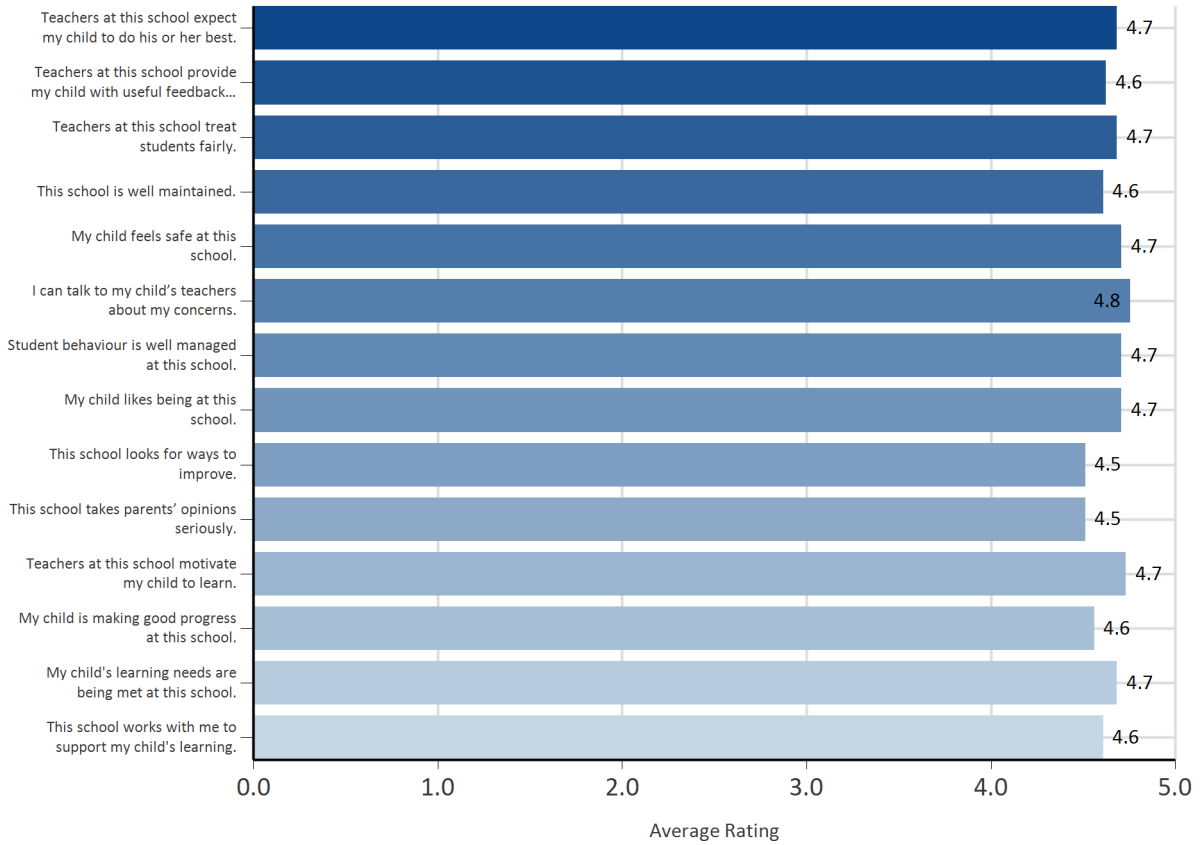
School Survey

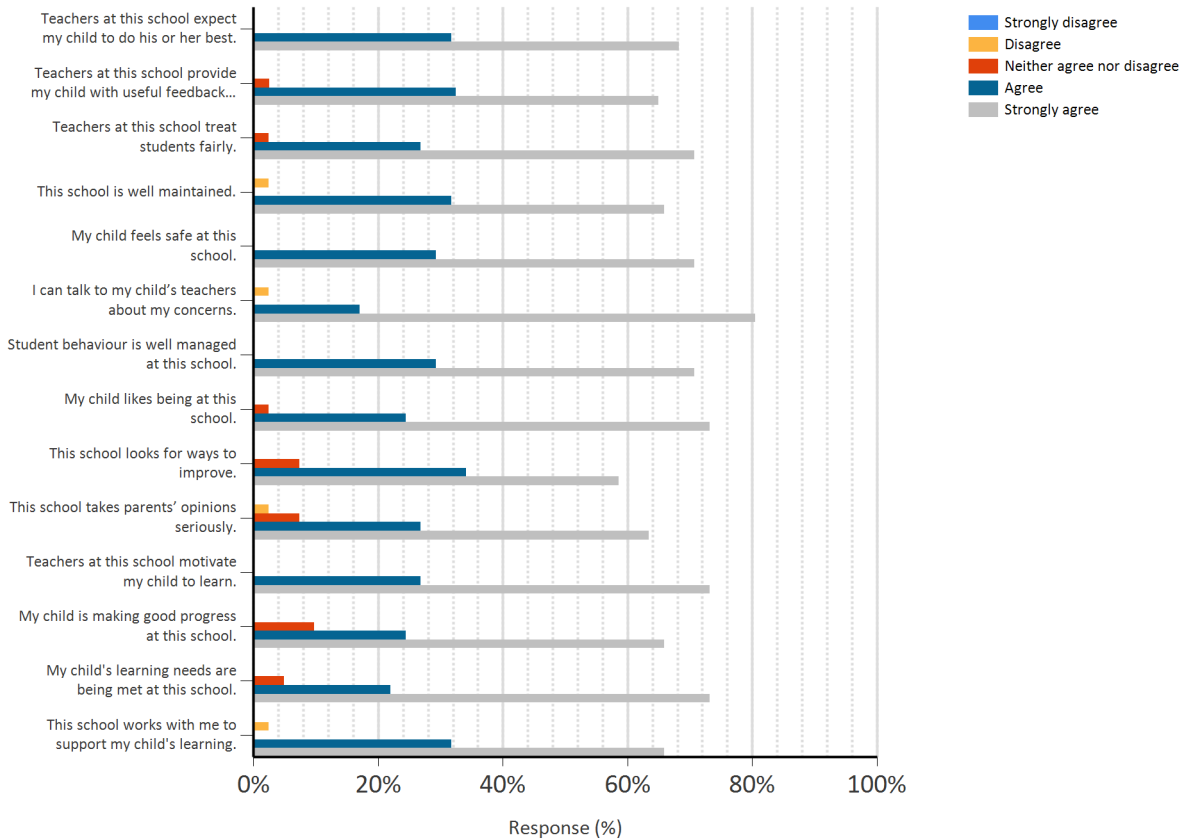
Overview

Survey title	Fremantle LDC Parent National School Opinion Survey 2015
Report title	Distribution - single
Organisation name	Fremantle Language Development Centre
Generation time & date	12:54PM - 09 Dec 2015
Generated by	Samara Gleed
Distribution name	Fremantle LDC Parent National School Opinion Survey 2015 - 28/08/2015 1:27 PM
School year	2015
Num of online responses	35
Num of manual responses	7

1 . Please rate the items below

Rating	Score
Strongly agree	5
Agree	4
Neither agree nor disagree	3
Disagree	2
Strongly disagree	1





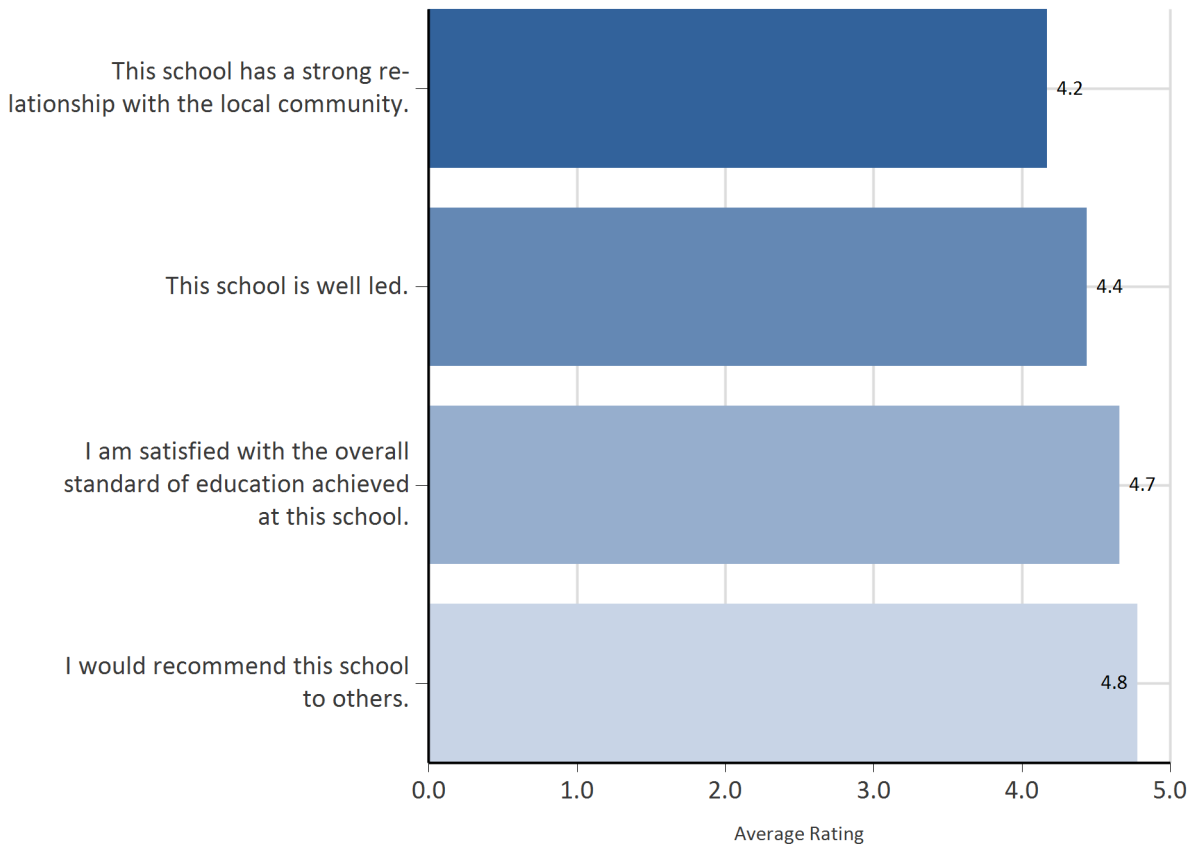
	Strongly disagree		Disagree		Neither agree nor disagree		Agree		Strongly agree	
	Num	%	Num	%	Num	%	Num	%	Num	%
Teachers at this school expect my child to do his or her best.	-	-	-	-	-	-	13	32%	28	68%
Teachers at this school provide my child with useful feedback about his or her school work.	-	-	-	-	1	3%	13	33%	26	65%
Teachers at this school treat students fairly.	-	-	-	-	1	2%	11	27%	29	71%
This school is well maintained.	-	-	1	2%	-	-	13	32%	27	66%
My child feels safe at this school.	-	-	-	-	-	-	12	29%	29	71%
I can talk to my child's teachers about my concerns.	-	-	1	2%	-	-	7	17%	33	80%
Student behaviour is well managed at this school.	-	-	-	-	-	-	12	29%	29	71%
My child likes being at this school.	-	-	-	-	1	2%	10	24%	30	73%
This school looks for ways to improve.	-	-	-	-	3	7%	14	34%	24	59%
This school takes parents' opinions seriously.	-	-	1	2%	3	7%	11	27%	26	63%
Teachers at this school motivate my child to learn.	-	-	-	-	-	-	11	27%	30	73%

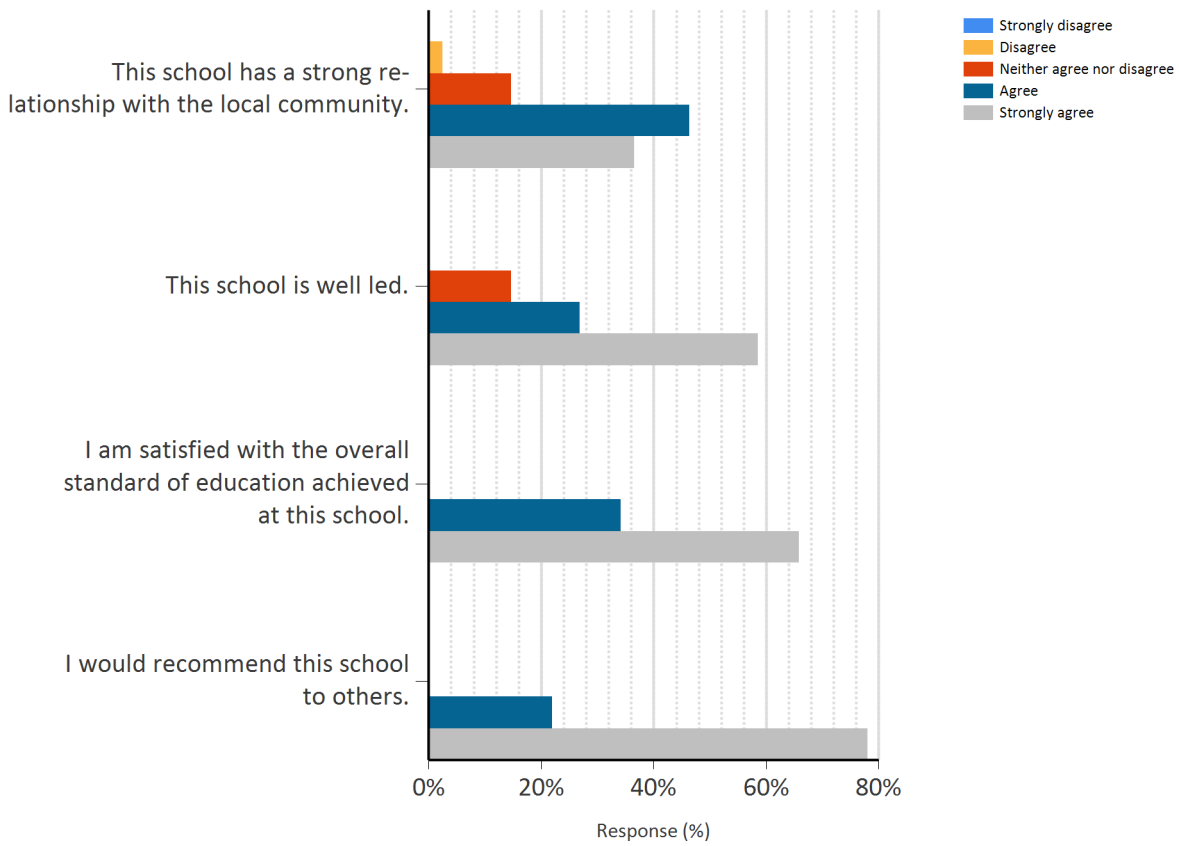
Fremantle LDC Parent National School Opinion Survey 2015

My child is making good progress at this school.	-	-	-	-	4	10%	10	24%	27	66%
My child's learning needs are being met at this school.	-	-	-	-	2	5%	9	22%	30	73%
This school works with me to support my child's learning.	-	-	1	2%	-	-	13	32%	27	66%

2 . Please rate the items below.

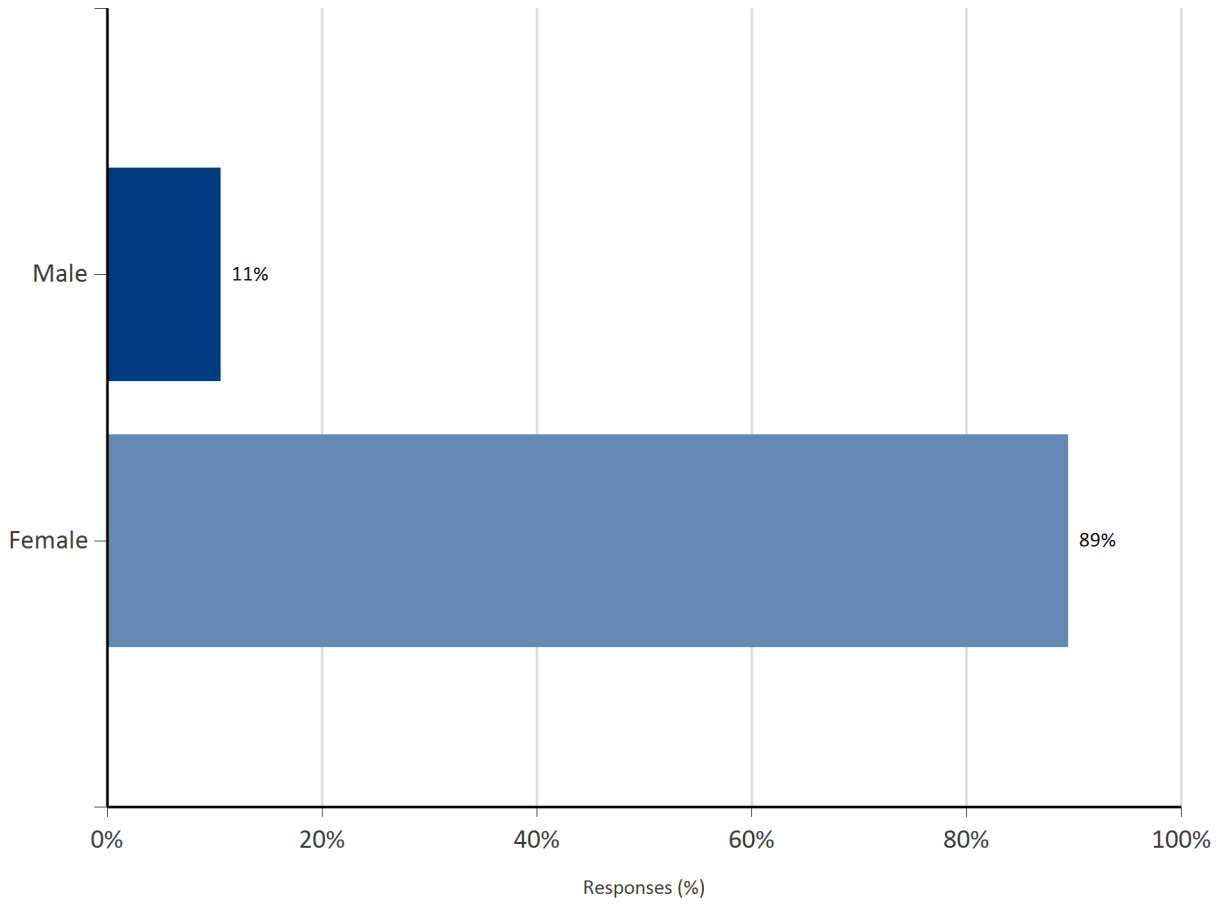
Rating	Score
Strongly agree	5
Agree	4
Neither agree nor disagree	3
Disagree	2
Strongly disagree	1





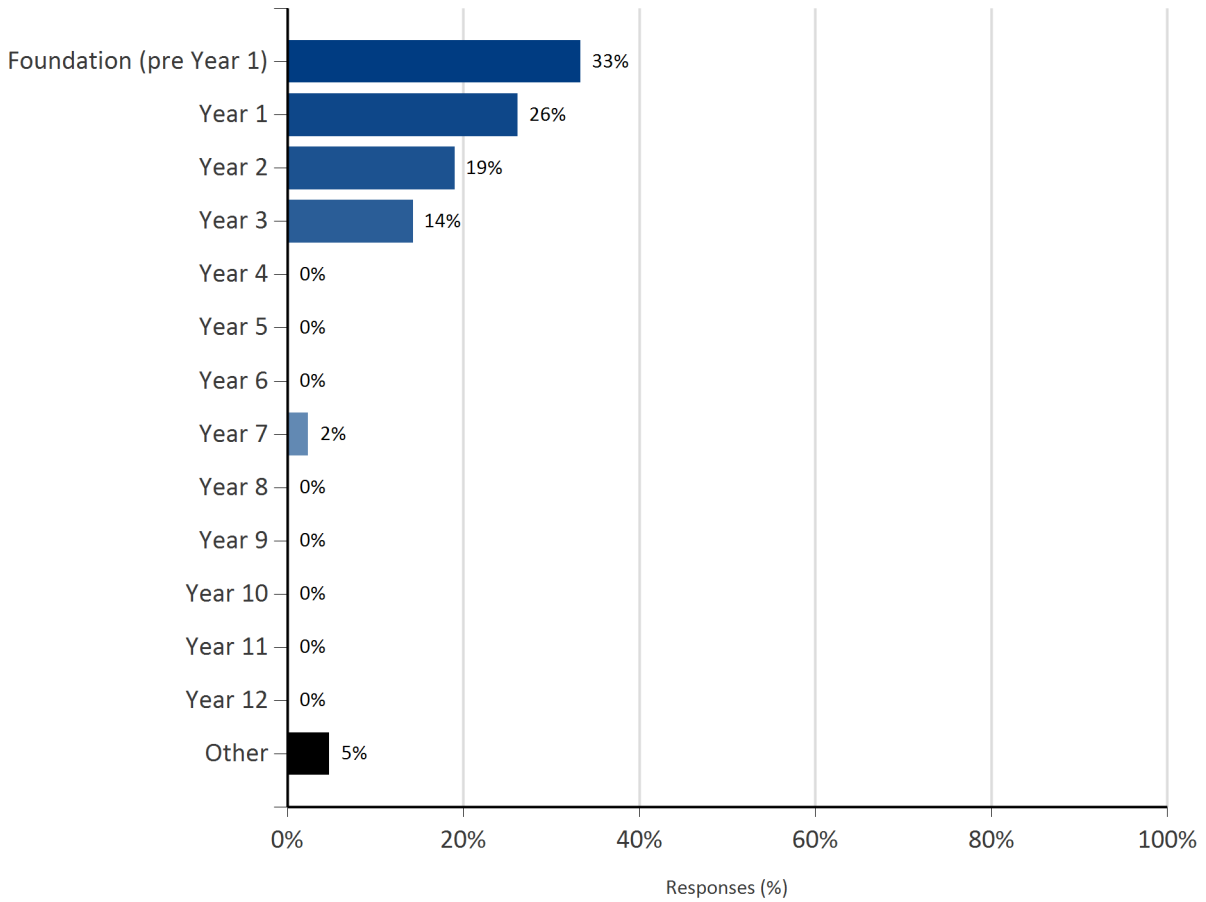
	Strongly disagree		Disagree		Neither agree nor disagree		Agree		Strongly agree	
	Num	%	Num	%	Num	%	Num	%	Num	%
This school has a strong relationship with the local community.	-	-	1	2%	6	15%	19	46%	15	37%
This school is well led.	-	-	-	-	6	15%	11	27%	24	59%
I am satisfied with the overall standard of education achieved at this school.	-	-	-	-	-	-	14	34%	27	66%
I would recommend this school to others.	-	-	-	-	-	-	9	22%	32	78%

3 . Are you male or female?



	Male		Female	
	Num	%	Num	%
Number	4	11%	34	89%

4 . What is the Year level of the child you are considering when you answer this survey?



	Foundation (pre Year 1)		Year 1		Year 2		Year 3		Year 4		Year 5		Year 6	
	Num	%	Num	%	Num	%	Num	%	Num	%	Num	%	Num	%
Number	14	33%	11	26%	8	19%	6	14%	-	-	-	-	-	-

	Year 7		Year 8		Year 9		Year 10		Year 11		Year 12		Other	
	Num	%	Num	%	Num	%	Num	%	Num	%	Num	%	Num	%
Number	1	2%	-	-	-	-	-	-	-	-	-	-	2	5%